



P · Y · L · O · X

LAZER

SPRAY PAINT

QUICK DRY

CFC FREE

OZONE
FRIENDLY





P · Y · L · O · X

LAZER

SPRAY PAINT




SOLID COLOURS



05
CREAM WHITE




10
LIGHT PINK



14
ORANGE RED




22
SKY BLUE



28
POST GREEN



40
LIGHT GREY



46
DEEP GREY



01
LACQUER



06
ART YELLOW



11
PEACH RED




16
SCARLET



23
DIAMOND BLUE



30
LEAF GREEN



42
SILVER




47
MATT BLACK




02
WHITE



07
MEDIUM YELLOW




12
ANTI-RUST BROWN



17
DEEP RED



24
ISUZU BLUE



33
LIGHT GREEN




43
SILVER GREY




48
BLACK



03
MATT WHITE




08
DEEP YELLOW




13
JIALING RED




21
LIGHT SKY BLUE



27
GEM GREEN



37
LIGHT YELLOW GREY



45
GREY




50
MISSION BROWN



All colours shown are as close as modern printing techniques permit.

FLUORESCENT COLOURS



600
FLUORESCENT
YELLOW

603
FLUORESCENT
PINK



601
FLUORESCENT
ORANGE

605
FLUORESCENT
GREEN



602
FLUORESCENT
RED

607
FLUORESCENT
WHITE

For best results, it is recommended to use FLUORESCENT WHITE as a basecoat follow by fluorescent colour.


METALLIC COLOURS



700
BRIGHT CHROME


703
FLASH VIOLET

706
FLASH GOLD



701
DISTINGUISHED SILVER


704
GREEN GOLD



702
FLASH MEDIUM BLUE

705
GOLD


HEAT-RESISTANT



708
BLACK

709
SILVER

AUTOMOTIVE



OFFICE EQUIPMENT



HOUSEHOLD ITEMS





NIPPON PYLOX LAZER is a quick-dry, high performance versatile spray paint that can be used on a wide range of interior and exterior substrates. It gives a durable and excellent finish.



FEATURES

- CFC Free.
- Quick-dry and easy to use.
- Excellent colour uniformity.
- Durable for interior and exterior use.
- Excellent coverage and adhesion.



INSTRUCTION FOR USE

- All surfaces must be cleaned thoroughly, free from all dirt, grease, oil wax, rust and moisture. Cover adjacent areas to protect from spray mist.
- Use at room temperature, keep away from heat, sparks and open flame.
- Spray in well ventilated area, ensure adequate ventilation during use.
- For colour uniformity and prevent clogging the nozzle, shake can vigorously for 30 seconds before use and occasionally during use.
- Hold can 20-30cm from surface to be sprayed. Spraying too close to surface will result uneven finish or paint thickness. Depress nozzle firmly with steady even strokes while keeping motion left to right for an even coat. Finger must not protrude and cover the nozzle.
- Several thin coats are better than one heavy coat. Recommended to apply 2-3 thin coats for excellent finish. Allow 10 minutes drying time in between coats.
- After use, and before storing leftover paint, ensure that the valve is not clogged by turning can upside down and pushing the nozzle head for 2 seconds to clear valve.
- Can should be stored in cool dry place below 40°C and prevent from rust and corrosion.



PRECAUTIONS

- Do not use near a flame.
- Avoid any contact with eyes and skin.
- Do not puncture or incinerate can even when empty.
- If swallowed, seek medical advice immediately.
- Do not discharge into drains or the environment, dispose off to an authorized waste collection point.
- Keep out of reach of children.



NIPPON PYLOX LAZER ialah sejenis cat semburan yang cepat kering, berprestasi tinggi dan serba guna yang boleh digunakan ke atas pelbagai substrat bagi kawasan pedalaman dan luaran. Ia juga memberikan kemasan yang tahan lama dan cemerlang.

CIRI-CIRI

- Bebas dari CFC.
- Cepat kering dan mudah untuk digunakan.
- Keseragaman warna.
- Ketahanan yang unggul untuk penggunaan dalaman dan luaran.
- Liputan dan lekatan yang baik.

CARA PENGGUNAAN

- Semua permukaan hendaklah bebas daripada kotoran, minyak, minyak pengilat, karat dan lembapan. Tutupkan kawasan bersebelahan untuk melindungi daripada semburan cat yang berlebihan.
- Gunakan di tempat yang bersuhu bilik, jauh dari api, percikan api atau bahan bakar.
- Semburkan di tempat yang mempunyai aliran udara, pastikan pengaliran udara yang baik semasa menyembur.
- Untuk keseragaman warna dan mengelakkan muncung penyembur daripada tersumbat, goncangkan tin selama 30 saat sebelum penggunaan dan sekali-sekala semasa penggunaan.
- Jarakkan tin 20-30cm daripada permukaan yang hendak disemur. Menyembur terlalu dekat kepada permukaan akan menyebabkan permukaan tidak rata dan cat yang tebal. Tekan butang penyembur dan gerakkan dengan cara mendatar dari kiri ke kanan supaya lapisannya rata. Pastikan jari tidak menutupi muncung penyembur.
- Beberapa lapisan nipis adalah lebih baik daripada 1 lapisan yang tebal. Disyorkan 2-3 lapisan nipis untuk kemasan yang baik. Biarkan cat kering selama 10 minit di antara setiap lapisan.
- Selepas guna dan sebelum menyimpan, pastikan baki cat yang masih tinggal tidak tersumbat di bahagian muncung penyembur dengan terbalikkan tin itu dan tekan butang selama 2 saat.
- Tin hendaklah disimpan di tempat yang kering dan sejuk di bawah suhu 40°C dan elakkan daripada karat dan kakisan.

AMARAN

- Jangan gunakan berhampiran dengan api.
- Elakkan daripada terkena pada mata dan kulit.
- Jangan menebuk atau membakar tin walaupun kosong.
- Sekiranya tertelan, dapatkan nasihat perubatan dengan segera.
- Jangan buang ke dalam longkang atau persekitaran lupus ke tempat pemungutan sisa yang dibenarkan.
- Jauhi daripada kanak-kanak.

IMPORTED BY:

Paint Marketing Company (M) Sdn. Bhd.
Lot 2A (PT 38246), Jalan SU 4, Seksyen 22, 40300 Shah Alam, Selangor D.E. Malaysia. 1-800-88-2663
Nippon Paint (India) Private Limited
Plot No K-8 (1), Phase II SIPCOT Industrial Park, Mambakkam Village Sriperumbudur, Kancheepuram 602105, India. +91 44 37175555
Nippon Paint (Pakistan) (Private) Ltd.
39-Km, Ferozpur Road, Lilyani (Mustafabad), Tehsil & District Kasur, Post Code - 55110 - Punjab, Pakistan. +92-49-2450812-14
Nippon Paint (Singapore) Co. Pte. Ltd.
1, First Lok Yang Road (Jurong), Singapore, 629728. +65 62655355.
Nippon Paint (Thailand) Co. Ltd.
101 Moo 3 Soi Suksawad 76, Suksawad Road, T. Bangchak, A. Prapradaeng, Samutprakarn 10130 Thailand. +66 24630032
PT Nipsea Paint and Chemicals
Jl Ancol Barat I/AS/C No. 12, Jakarta 14430 +62 21 6900546
Paint Marketing Company Philippines, Inc.
No. 30, 1st Avenue, Sta. Maria Industrial Estate, Bagumbayan, Taguig, Metro Manila, Philippines. +02 838 7172, 838 7178
Nippon Paint (Vietnam) Co. Ltd.
14, 3A Road, Bien Hoa Industrial Zone II, Bien Hoa City, Dong Nai, Vietnam. +84 613 836 579-86

Printed By : Shenzhen Rainbow Fine Chemical Industry Co., Ltd. Add: Rainbow Industrial Park, Shangwu Village, Shiyuan Town, Bao'An District, Shenzhen.

